



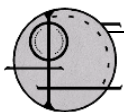
## Instructions for FSL SpiderWeb

*An original creation by*  
**CEF**





secrets of  
*Embroidery*

Distributed by **Secrets of Embroidery** for StitchSoup  
[www.secretsof.com/StitchSoup](http://www.secretsof.com/StitchSoup)



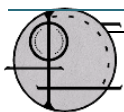
## Stitching the Spider Webs:

- Hoop water-soluble stabilizer (2 layers of Vilene or 1 layer of badgemaster) and stitch the design (there is only one colour stop – ensure the bobbin thread is the same as the top thread);
- Remove the design from the hoop; cut off any of the thread tail that may have gotten caught in the stitches; and cut away all excess stabilizer from around the design;
- Rinse out the excess stabilizer by holding the web under warm running water for about 30 seconds (it should still be a bit sticky – this is necessary to enable the web to hold its shape);
- Lay the web flat to dry;



### And the FSL Spiderweb is complete!

I use a stapler to staple the web into window and door corners – the staples are easy to remove after the holidays and they don't leave visible holes.





For more original and innovative designs,  
please visit

[www.SecretsOf.com/StitchSoup](http://www.SecretsOf.com/StitchSoup)



### Terms & Conditions for using designs created by StitchSoup

I am a big supporter of home crafters and artists! Please feel free to sell in-the-hoop projects and designs stitched out by you at your local craft fairs. Also feel free to add/subtract/combine elements as needed to add your own stamp to your creations.

**Please note:** these designs are for at-home crafting only; not for mass production or manufacture; and can only be stitched by the original purchaser of the designs. Even altered designs that were based on original designs by StitchSoup, remain the property of StichSoup.

Please respect the hard work of crafters and artists and do not share (or sell, or lend, or trade, or gift, or otherwise distribute) the digital design files - not the original ones, nor any that you may have altered (even though you altered the design, the files still remain the property of StitchSoup and therefore remain subject to these terms), nor can you use these designs as the basis to create new designs for sale.

All designs on StitchSoup.com and distributed by Secrets of Embroidery ([www.secretsof.com](http://www.secretsof.com)) are the property of StitchSoup. Given the digital nature of the files, there are no refunds, credits or exchanges after you purchase a product.

**Know your embroidery machine** – all machines are different – some handle in-the-hoop projects very well, others have difficulty (due to, for example, the thickness of the projects). Test out embroidering with different thicknesses to see what your machine can handle and adjust fleece's and battings accordingly (you may need to use a thinner variation – there are many different weights of fusible fleece and batting). StitchSoup is not responsible for any damage to your machine as a result of using these designs.

